


Have velvet smooth lawns
24-inch fine cut, no raking



Roll lawn or garden. Rider
provides weight, easy to turn



Power take-off
direct from main
shaft by V belt

Mow weeds, high
grass, fence rows,
32-inch swath

Adjustable height
of cut to meet
varying conditions


2-SPEED DAVID BRADLEY TRACTOR

Air compressor for spraying,
greasing, painting, inflating




Unique wobble
bearing drive...
cuts smoothly
with minimum
vibration. Zerk
lubrication

Keeps your soil well loosened
to a depth up to 6 inches



Haul any load up to 800 lbs.
Cart holds 4 1/4 bushels
44 1/2 x 30 1/2 x 7 1/2-in. box size



LOWEST PRICE WE'VE EVER OFFERED
Slashed \$10.50 .. 'til Aug. 15th

WAS \$15950
\$14900 Cash
Without tires or Attachments
\$15 down, \$10.50 monthly
Sickle Bar \$45.00

Act NOW . . Save real money, while this Low Price lasts!

Buy your Tractor and the Attachments you need to do your tough jobs quickly. Add other attachments when you need them . . they're all interchangeable. All sold with our Guarantee of complete satisfaction or your money back

More Helpful Attachments



Plow your own garden. 6-inch
furrow . . up to 6 inches deep



Disc for deep mulch; culti-
vate, hill or level your soil




Spike-tooth Drag Harrow for
fine mulch, excellent seed bed



Harrow-Packer for deep till-
age, moisture control, no clods



Plant straight rows, any seed,
evenly spaced, right depth



Plow snow easily, or bulldoze
loose dirt for landscaping



Write today for a free copy of the
DAVID BRADLEY Garden
Tractor Circular No. 99148J.
Tells of the many uses that you
can make of your two-wheel tractor
with its rugged, purposeful at-
tachments.

You can buy it all on Sears Easy Terms, see page 233

Special designed Tractor Engine 1.6 h.p., 4-cycle, air-cooled. Special mechanical fly-ball governor, throttle controlled from handle, maintains full power and constant speed. Runs all day on a gallon of gasoline. Exhausts away from operator. Easy to start. Steel hood for protection.

Rims for big wide 6.00x16 Auto-size tires (used tires will do), mount on drop center steel disc wheels, removable at hub. Big wheels give greater ground-grip traction for heavy pulling in any soil. 11-inch high center clearance. Adjustable tread width 16 1/2 to 24 inches. Cultivate row crops 10 in. apart or over.

2-speed V-belt pulley assures a steady flow of power from the engine. Auto-type disc clutch gives smooth starts. No friction loss. No slipping belt devices. Sealed-in-oil precision gear and roller chain transmission is the secret of the DAVID BRADLEY remarkable pulling power for all implements.

Power "take-off" direct from pulley on engine shaft, always readily accessible. Furnishes "V" belt or flat belt power for attachments, or as a useful source of portable power for any other job.

Quick, easy, one-pin hitch attaches pull-behind tools ahead of axle and well in front of the center of gravity. So the heavier the load, the harder your tractor digs-in and pulls. Front mounted attachments bolt easily to frame. All sizes are interchangeable. All lubrication is with Zerk fittings.

32 JM 5228M—David Bradley Tractor with hitches but without tires, tubes or any attachment. Shipping weight 222 pounds. \$15.00 Down, \$10.50 Monthly. Cash \$149.00

32 J 5315M—Spare Parts Kit (sold only with Tractor listed above). Includes: 2 clutch facings; 1 spark plug; 1 "V" belt; 1 control wire; 2 hitch pins. Shipping weight 1 pound. All for only 2.25

32 JM 2546—Cast iron Wheel Weight. Use on either side of wheel. Shipping weight 42 lbs. Each 5.25

32 J 02501—Studded Thread Implement Tire. 6.00x16. Shipping weight 23 lbs. One tire and tube. 11.75

All prices reduced on helpful Attachments

32 JM 5295—Pull-Behind Cultivator Attachment. Six 4-
inch sweeps, adjustable gauge wheels.
All steel frame. Shpg. wt. 58 lbs. \$16.25

Four Accessories for Cultivator 32 JM 5295

32 J 05232—Weeding Hoes with Shanks. Work
close to rows. Shipping wt. 4 lbs. Pair \$1.60

32 J 04743—5-prong Weeders. Produce fine
mulch between rows. Shpg. wt. 4 lbs. Pair \$2.55

32 J 05231—Hillers with Shanks. Turn dirt
around the rows. Shipping wt. 4 lbs. Pair 1.65

32 J 05230—Beam Extensions with 4-inch Sweeps. For
cultivating rows up to 40 inches wide.
Shipping weight 14 pounds. Pair \$3.75

32 JM 5235M—Front-Mounted Sickle Bar. Cuts
weeds and high grass. Shpg. wt. 76 lbs. . . . \$45.00

32 J 5316M—Spare Parts Kit (sold only with Sickle
Mower). 20 knife sections; knife sleeve and stud;
washer; and double guard. Wt. 4 lbs. 8 oz. . . . \$2.25

32 JM 5236—Front-Mounted Lawn Mower. Belt drive.
Adjustable height of cut. Cuts without
ridges. Shipping weight 132 pounds. . . . \$62.50

32 JM 5248—Pull-Behind Lawn Roller. Size 10x24 in.
You ride while you roll. Needs no sand
or water. Shipping weight 89 lbs. \$16.25

32 JM 5292—Pull-Behind Seeder. For fast, accurate
planting. Quick-change plates.
Shipping weight 50 lbs. \$21.95

32 JM 5293—Fertilizer Attachment for Seeder.
(not shown). Shipping weight 18 lbs. \$8.45

32 JM 5238—Front-mounted Snow Plow—Bulldozer.
Removes snow, levels lawns, terraces, etc. Ad-
justable angle. 39 in. wide. Shpg. wt. 54 lbs. \$15.75

32 JM 5226—NEW Pull-Behind Disc Harrow. Cuts
trash, works the soil, makes good seed bed. 30 in.
wide. Eight 12-in. discs. Adjustable.
Reversible. All steel. Shpg. wt. 83 lbs. . . . \$19.95

32 JM 5290—Front-mounted Air Compressor. Adjust-
able pressure up to 160 lbs. V-belt, pulley,
gauge, caster wheel included. Wt. 45 lbs. 8 oz. \$38.00
(See index for air hose and compressor accessories.)

32 JM 5291—Sprayer Attachment. (Fits air com-
pressor). For weed killing, insect control. 9-gal.
stainless steel tank. 2 tips spray 8 to 12 ft. for trees;
or 32 in. wide for ground. Includes: 25 ft. sprayer
hose, 5 ft. air hose, check valve, spray
and brackets. Shipping weight 34 lbs. . . . \$26.50

32 JM 5244M—Pull-Behind Plow. For loose
soils. 10-inch rolling coulters. Shpg. wt. 58 lbs. \$22.00

32 J 5317M—Spare Parts Kit. (Sold only with Plow)
One heel and one share. Shpg. wt. 4 lbs. 8 oz. \$2.45

32 JM 5246—Pull-Behind Drag Harrow. Sturdy dia-
mond shape teeth. 6 inches apart. Angle
adjusts. Shipping weight 51 pounds. . . . \$12.50

32 JM 5247—Pull-Behind Harrow Packer. Levels, har-
rows, pulverizes and mulches in one operation.
Teeth 6-in. apart, 12-inch rollers, 6-in.
apart. Steel frame. Shpg. wt. 114 lbs. . . . \$24.75

32 JM 5298—Pull-Behind Utility Trailer. Holds 4 1/4
bushels; capacity 800 lbs. Drop center wheels take
any 6.00x16 Tire. Tires and tubes not in-
cluded. Shpg. wt. 148 lbs. \$43.50

32 J 05299—Cart Brakes. Friction type, on
tires. Foot lever operated. Shpg. wt. 15 lbs. \$4.75